

How to Register a Student or Sponsor

Step 1: Complete Interest Survey at [KNYI.org/NYC](https://knyl.org/nyc)

Step 2: Parent's will get a text requesting their email address


Step 3: Parents/Sponsors will get an email. Parent's email will have a link to register. Sponsors will receive an email when they have been selected with their own registration link.


Step 4: Use the registration link and click on the button that says "Register for Nazarene Youth Conference 2026"


Step 5: Submit your online registration. You will receive a confirmation email after submitting the online registration.

Step 6: Use the payment chart to know how much to pay your church. Each local church will send one church check to the district each month.

Important Registration Notes

 You'll be asked for a mobile number and/or email address as you begin the registration process. You will need to use a mobile number and/or email address that you currently have access to so you can retrieve the six-digit login code.

 If you have other participants to register from your family, log out in the upper right corner, and follow the process from the beginning. If you reach a screen that says "Hello!", be sure to click the **NOT YOU** button and create a new profile for the new participant. The same mobile number and email address can be used, but the **profile name needs to be the participant name**.

 **Remember**, unless prompted for Parent/Guardian Name or Email, all profile information entered is for the participant.